

When accessing the new Online Banking site, you will be prompted to accept the Online Banking Agreement.

### Registration - Online Banking Agreement

---

Please review and accept the agreement linked below. If you agree, then click the Accept button to confirm your acceptance of the terms and continue with enrollment.

[Online Banking Agreement](#)

Accept


Decline

## Verify Identity (Registration Step 1 of 7)

Existing customers can register for online banking by following our quick and easy enrollment process. To begin, please complete the fields below to help us determine which accounts you should have access to once you log on to Online Banking. Be sure to enter the information exactly as it appears in our records.

### Problems?

Customers who are unable to register here can submit a request to our staff using [this alternative form](#).


**Owner Identity** All Fields Required  
Help us identify the owner of the accounts you wish to access.

Is this a Business?  Yes  No

First Name  ◀ The account owner's first name

Last Name

SSN

Date of Birth  

Account Number

For personal customers, this is the screen that is presented for registration.


Please be sure to use your Full Legal Name.

## Verify Identity (Registration Step 1 of 7)

Existing customers can register for online banking by following our quick and easy enrollment process. To begin, please complete the fields below to help us determine which accounts you should have access to once you log on to Online Banking. Be sure to enter the information exactly as it appears in our records.

### Problems?

Customers who are unable to register here can submit a request to our staff using [this alternative form](#).

**Owner Identity** All Fields Required  
Help us identify the owner of the accounts you wish to access.

**Is this a Business?**  Yes  No ◀ Does a business own the account?

**Company Name**

**Tax ID**

**Account Number**

For Business customers, this is the screen that is presented for registration.

Please be sure to use the Full Legal Name.

## Choose Username and Password (Registration Step 2 of 7)

Congratulations, we were able to locate your customer record. Please enter a username and password that you will use to log on once you have registered.

Your password must contain at least 8 characters and it must meet all of the following requirements:

- Mixed Case (at least 1 upper case and 1 lower case)
- Alpha Numeric (at least 1 letter and 1 number)
- Special Character (at least 1 character that isn't a number or letter)



### Username and Password

Provide us with a username and password.

Username

Password

Confirm Password

Submit

◀ The username must be at least (8) characters long and can only contain the following characters A-z0-9\_@.

Please choose a username and password.

## Security Phrase

---

Please create a unique phrase that only you are familiar with. This phrase will be displayed to you whenever you log into the Online Banking system. The purpose of this phrase is to assure you that you are logging into your financial institution's secure Online Banking site instead of a fraudulent site.

Always remember that if you do not see your unique phrase when logging into the Online Banking system do not key in your passcode and call your financial institution immediately!

### Security Phrase

Submit

Choose a security phrase. This phrase can be anything you would like and will be presented to you each time that you log into Online Banking.

## Security Questions

Please configure 3 different questions below. These questions will be used to perform additional authentication when logging into Online Banking. You can select pre-defined questions from the drop down menus, create your own unique questions by typing them in the space below the drop down menu, or use a combination of either pre-defined or custom questions. For each question, please type an answer in the field below the question.

To provide maximum protection for your online accounts from unauthorized use, it is best to choose questions that only you or other authorized users will know the answers to. Your answers will not be case-sensitive.

### Question 1 of 3

Select Question

Custom Question

Answer

### Question 2 of 3

Select Question

Custom Question

Answer

### Question 3 of 3

Select Question

Custom Question

Answer

You must select and answer 3 security questions during the enrollment/registration process.

If selected as an authentication method, you will be presented with 2 of the questions (chosen randomly) each time that you log into Online Banking, unless you choose to bypass this authentication.

## Update Multi-Factor Authentication

You now have the option to choose the multi-factor authentication used during login. We highly recommend using the security code option as it is the most secure.

Please choose one of the following multi-factor authentication methods to use during login:

- Prompt to answer security questions
- Prompt to request/enter a security code (**most secure**)

Submit

The system allows you to choose which authentication method you would like to use going forward when logging into Online Banking. There is an option to bypass this authentication.

## Update User Profile / Preferences



### Profile and Preferences

All Fields Required

Please update your personal information and settings.

First Name

Last Name

Emails

Email ▾

Primary

Use For E-Delivery

+ Add Edit Delete

No Emails Available.

Show Non-Active Accounts

Allow Password Reset

Items Per Page

Check Image Size

Submit

Your first and last name should appear in the boxes, however you have the ability to edit the information if you would like. **NOTE: Editing first and/or last names here does not alert Silver Lake Bank for any changes.**


An email address is required to continue.



## Security Code Delivery Methods

For your protection we have added an additional layer of security. When logging into Online Banking, you may be asked to enter a security code. This code can be sent to you via text message or through an automated phone call.

Please provide a valid phone number that can receive such messages and specify whether the message should be delivered via text or voice. You will be able to add more delivery methods once you have logged into Online Banking.

**Security Code Delivery Method**  
Please configure the initial delivery method below.

Type	<input type="text" value="Please select a type"/>
Phone Number	<input type="text"/>
Test Message	<input checked="" type="radio"/> Yes - Send a test message <input type="radio"/> No - Do not send a test message
Nickname	<input type="text"/>
<input type="submit" value="Submit"/>	

Choose how you would like to have any necessary security codes delivered (options are via SMS/Text or via voice automated phone call).

Message and data rates may apply. Such charges include those from your communications service provider.